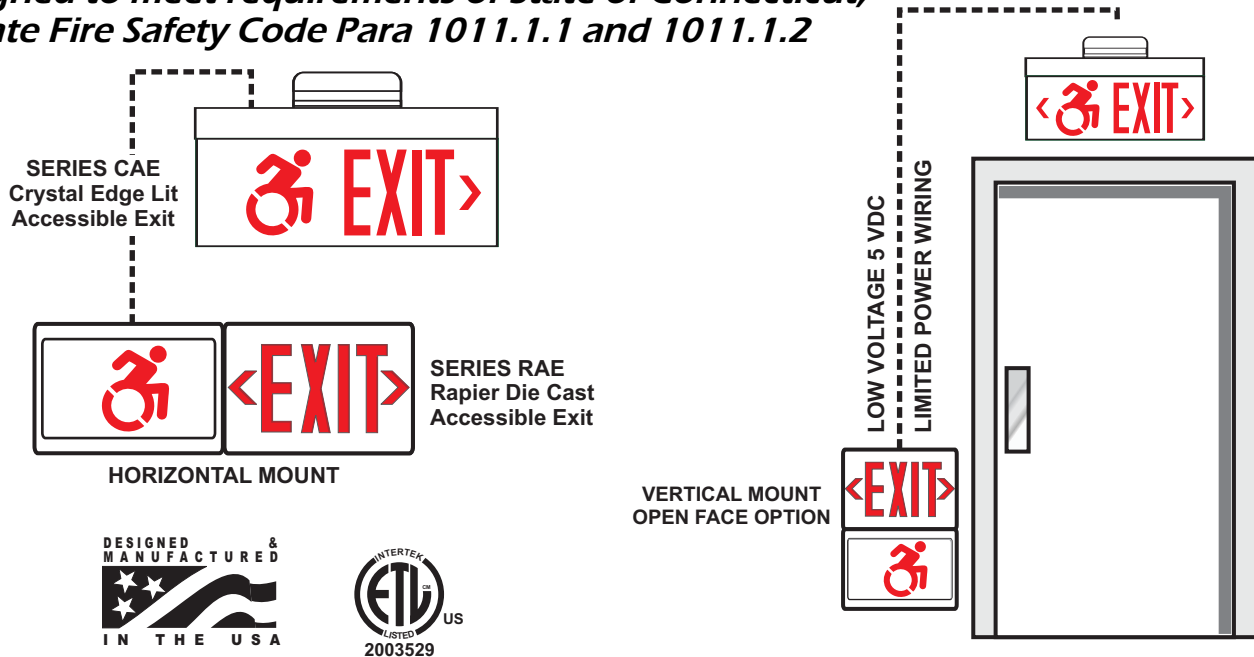


Crystal Accessible Exit Master Remote System Over Door & Floor Proximity Edge- Lit LED System

Series CAEFP

CAEFP.05.17.03

*Designed to meet requirements of State of Connecticut,
State Fire Safety Code Para 1011.1.1 and 1011.1.2*



CONSTRUCTION

- Meet requirements of State of Connecticut, Building Code Para 1011.1.2 and NFPA Para 7.10.1.6 and Uniform Building Code (see below).
- See specification sheets for Crystal Accessible Exit (Series CAE) and Rapier Accessible Exit (Series RAE).

WIRING REMOTES

- Low voltage, power limited 3-wire cable. Less than 5V at 0.1 A max.
- Standard installation wire size AWG # 20.

ELECTRONICS

- Master sign has isolated, all solid state power supply with 2-wire universal input from 120 VAC to 277 VAC with precise current and voltage regulation.
- Power supply is surge and spike protected, with a low voltage disconnect.
- The complete power supply module with optional NICAD battery pack is sealed within a phenolic plastic enclosure, which fits inside a standard 4" square deep J- box. AC and DC wiring is quickly attached with plug connectors.

DIAGNOSTICS OPTION

- An advanced microprocessor monitor all charger functions and battery condition continuously and automatically performs all tests and visual indications required by UL Standard 924.

CODES

- Manufactured and tested to UL Standard 924. Conforms to NFPA Life Safety Code 101, UBC and NEC.

FLOOR PROXIMITY SIGNS

NFPA 101, Life Safety Code (2009) EXCERPT

7.10.1.6 Where floor proximity exit signs are required in Chapters 11 through 42, such signs shall be located near the floor level in addition to those signs required for doors or corridors. These signs shall be illuminated in accordance with 7.10.5. Externally illuminated signs shall be sized in accordance with 7.10.6.1. The bottom of the sign shall not be less than 150 mm (6 in.) but not more than 455 mm (18 in.) above the floor. For exit doors, the sign shall be mounted on the door or adjacent to the door, with the nearest edge of the sign within 100 mm (4 in.) of the door frame.

CONNECTICUT STATE FIRE SAFETY CODE PARA 1011.1.1 AND 1011.1.2

1011.1.1 Floor proximity exit signs. Where exit signs are required by Section 1011.1 of this code, exit access doors and exit doors shall additionally be marked by floor proximity exit signs in Group A occupancies with an occupant load of more than 300, Group B medical occupancies, Group I-1 occupancies, Group I-2 occupancies, Group R-1 hotels and motels and Group R-2 dormitories.

1011.1.2 Accessible exits. Where exit signs are required by Section 1011.1 of this code, accessible exit doors at the level of exit discharge that lead directly to accessible paths of exit discharge shall additionally be marked by the International Symbol of Accessibility. Such symbol shall be not less than 6 inches high and shall be incorporated into the required exit sign or shall be located directly adjacent to it. Such symbol shall meet the requirements of Section 1011.

WARRANTY

- 5 year total customer satisfaction warranty. For details see product catalog technical data section.

FIXTURE SCHEDULE

MODEL	CATALOG NO
APPROVAL	JOB INFORMATION

 **Signtex Inc**
LIGHTING
SPECIFIED EMERGENCY LIGHTING

Crystal Accessible Exit Master Remote System Over Door & Floor Proximity Edge- Lit LED System

Series CAEFP

CAEFP.05.17.03

SUGGESTED SPECIFICATIONS:

Supply and install Sigtex CRYSTAL ACCESSIBLE EXIT Series CAE LED exit signs, consisting of one MASTER and two RAPIER ACCESSIBLE EXIT REMOTES Series RAE. The MASTER lamp housing and canopy shall be of extruded aluminum, graphic lenses shall be optical grade acrylic with diamond polished edges. Lens size shall be 21" x 7 1/2" and EXIT letters and Accessible Graphic shall be 6" in height. The face and housing of the REMOTES shall be of die cast aluminum with maximum thickness of 5/8" (single face). Lighting uniformity shall be better than 4:1 when measured over any illuminated area and average brightness will exceed 6 ft Lambert (21 Cd/m²). Life expectancy of the LEDs shall be in excess of 20 years. The MASTER power supply and charger shall be an isolated digital type with regulated current and voltage output to the lamp load. AC supply shall be universal 120/277 VAC input via two-wire feed.

OPTIONS:

Damp Location DP
Battery Diagnostics DG
Pendant MT 12"
(MASTER Only)
Satin Black B
For other Custom Colors & Graphics
Contact Factory

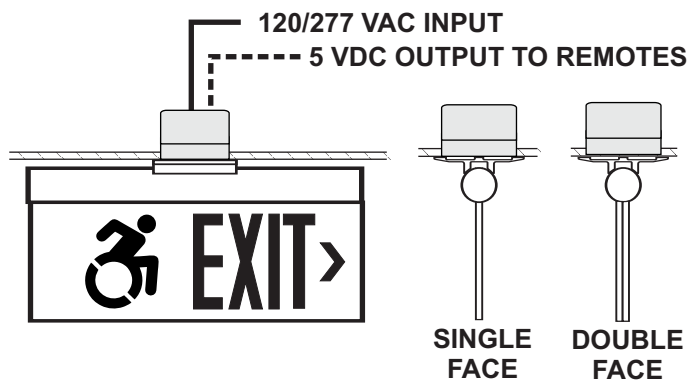
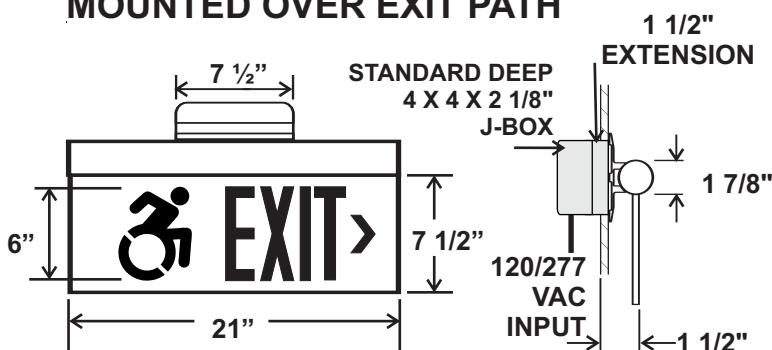
CODE

Note: Polycarbonate Face Standard on REMOTES

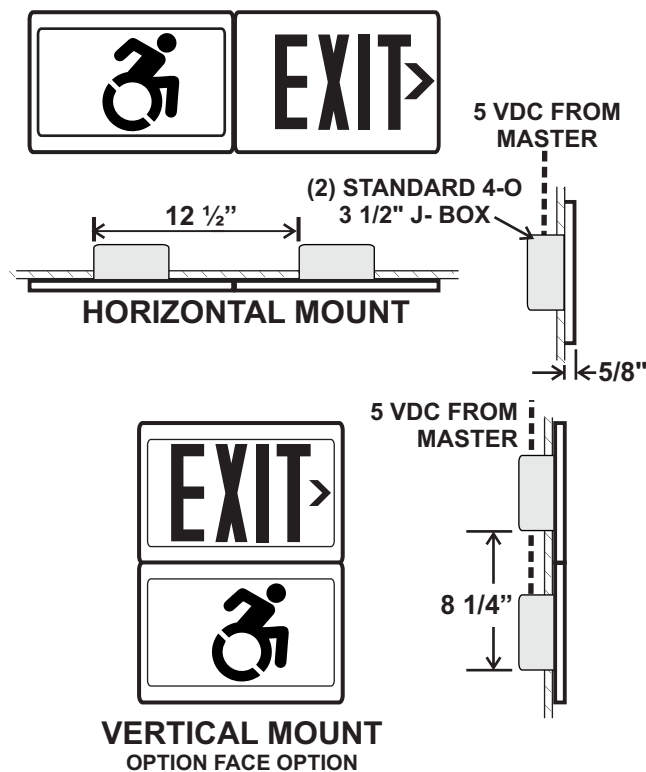
MOUNTING DATA & DIMENSIONS:

NOTE: FOR RAE MASTER SIGN PRE-INSTALL 4" X 4" X 2 1/8" DEEP J-BOX WITH 1 1/2" EXTENSION RING

MASTER MOUNTED OVER EXIT PATH



REMOTE FLOOR PROXIMITY MOUNT



ORDERING INFORMATION:

EXAMPLE: CAEFP BB 1 R WW W AR- TW - DG

MODEL SERIES	OPERATION	NO. of FACES	LETTER COLOR	BACKGROUND COLOR MASTER	BACKGROUND COLOR REMOTE	HOUSING COLOR	ARROW DIRECTION	MOUNT	OPTIONS
CAEFP	BB= Battery Backup NB= No Battery (AC Only)	1= SINGLE 2= DOUBLE	R=RED G=GREEN	C= CLEAR M= MIRROR W= WHITE B= BLACK	W= WHITE B= BLACK	BA=BRUSHED ALUMINUM W= WHITE	NA= No Arrow AR= Arrow Right > AL= Arrow Left < AB= Arrow Both <>	TW= UNIVERSAL TOP OR WALL	SEE LIST ABOVE

----- CLASS 2 WIRING 18-22 AWG BY OTHERS

**MASTER Only

Double Face Signs:
NA= No Arrow
LR= Single Arrow Each Side >
AB= Double Arrow Each Side <>

Sigtex Inc
LIGHTING
220 VFW Avenue, Grasonville, MD 21638
TEL: (410) 827-8300 Fax: (410) 827-8866
sales@sigtexinc.com www.sigtexinc.com

DISTRIBUTOR: